

FAM

SUCTION FILTERS



MATERIALS

Connector: aluminium
Internal core: zinc plated steel
End cap: zinc plated steel
Port size: 3/8" ÷ 4"
Flow rate: 5 ÷ 600 l/min

PRESSURE

Collapse, differential for filter element (ISO 10771): 100 kPa (1 bar)

BYPASS VALVE

Setting: 30 kPa (0,3 bar) ± 10% on request
(not available for FAM130-150)

WORKING TEMPERATURE

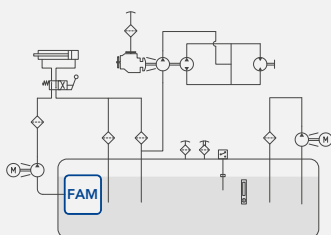
From -25° to +110° C

COMPATIBILITY (ISO 2943)

Full with fluids: HH-HL-HM-HV-HTG
(according to ISO 6743/4)
For fluids different than the above mentioned,
please contact our Customer Service.



HYDRAULIC DIAGRAM



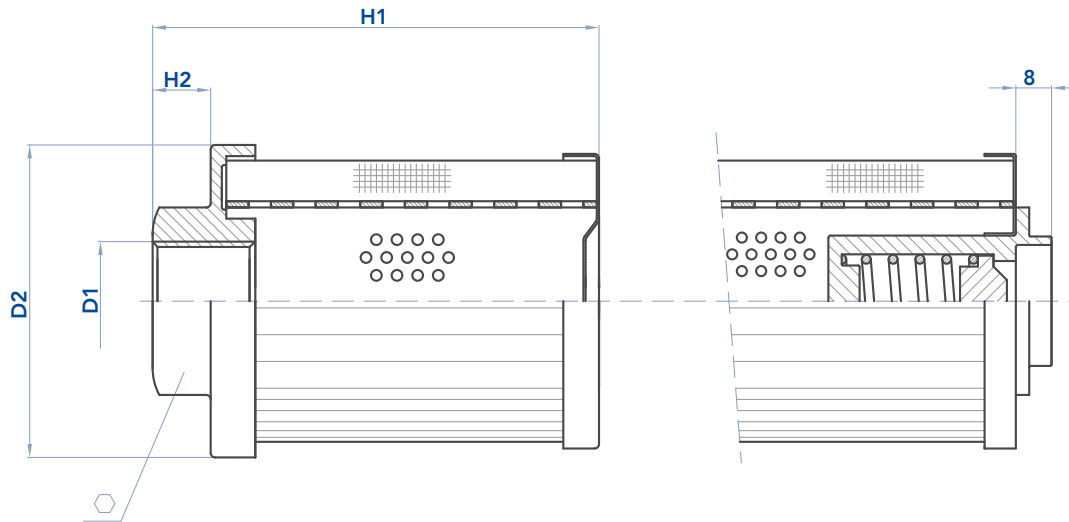
Is this datasheet the latest release? Please check on our website.

FAM

SUCTION FILTERS

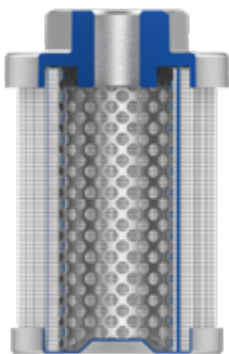


INSTALLATION DRAWING



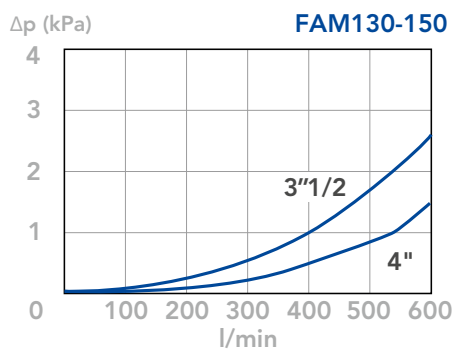
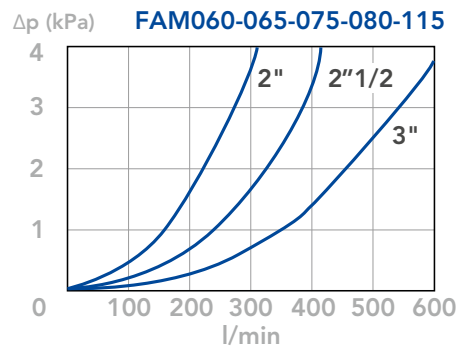
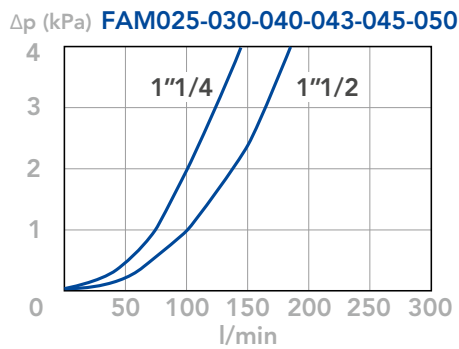
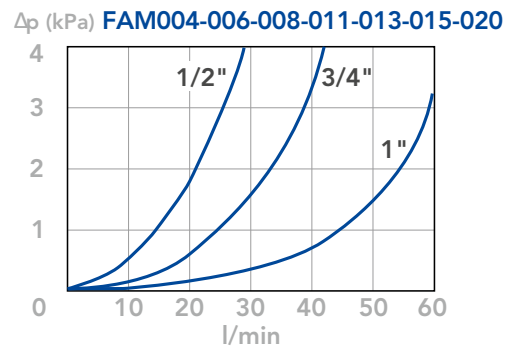
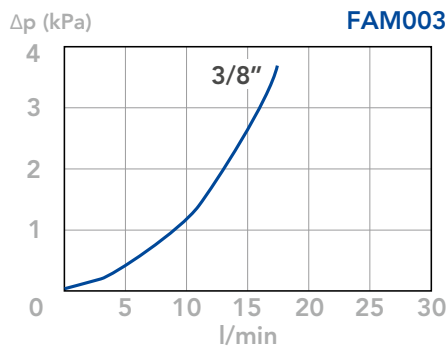
FILTER HOUSING

	D1	D2	H1	H2	⬡
FAM003	3/8"	52	80	10	30
FAM004	1/2"	52	80	10	30
FAM006	1/2"	71	100	13	42
FAM008	3/4"	71	100	13	42
FAM011	3/4"	71	145	13	42
FAM013	1"	71	145	13	42
FAM015	1"	96	100	13	60
FAM020	1"	96	135	13	60
FAM025	1" 1/4	96	100	13	60
FAM030	1" 1/4	96	220	13	60
FAM040	1" 1/2	96	220	13	60
FAM043	1" 1/4	96	135	13	75
FAM045	1" 1/2	140	115	13	75
FAM050	1" 1/2	140	155	13	75
FAM060	2"	140	155	13	75
FAM065	2"	140	215	13	75
FAM075	2"	140	265	13	75
FAM080	2" 1/2	140	277	25	101
FAM115	3"	140	325	25	101
FAM130	3" 1/2	180	390	35	140
FAM150	4"	180	440	35	140



PRESSURE DROP CURVES (ΔP)

The Pressure Drop (Δp) must be lower than 3 kPa (0,03 bar).



N.B.

All the curves have been obtained with mineral oil having a kinematic viscosity 30 cSt and specific gravity 0,86 kg/dm³; for fluids with different features, please consider the factors described in the first part of this catalogue. All the curves

are obtained from test done at the UFI HYDRAULIC DIVISION Laboratory, according to the specification ISO 3968. In case of discrepancy, please check the contamination level, viscosity and features of the fluid in use.